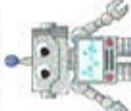







### Robot Bar Graph and Tally Marks

Answer the questions about the Robots:

Count the Tally Marks:

Robot A 		How Many? _____
Robot B 		How Many? _____
Robot C 		How Many? _____

1. Which robot is liked the most? \_\_\_\_\_

2. Which robot is liked the least? \_\_\_\_\_

3. How many votes altogether? \_\_\_\_\_



4. How many like Robot A and Robot B? \_\_\_\_\_

5. How many like Robot B and Robot C? \_\_\_\_\_

6. How many more like Robot A than Robot C? \_\_\_\_\_

7. How many more like Robot B than Robot C? \_\_\_\_\_

Graph the number of tally marks you counted:

Favorite Robots			
10			
9			
8			
7			
6			
5			
4			
3			
2			
1			
	Robot A 	Robot B 	Robot C 